

**Gold falls on trade deal progress, tariff reprieve extension**

Gold prices dropped on Monday after U.S. President Donald Trump signalled progress on multiple trade agreements and announced extended tariff reprieves for several countries, dampening demand for the safe-haven metal. The U.S. is close to finalising several trade agreements in the coming days and will notify other countries of higher tariff rates by July 9, Trump said on Sunday, with the higher rates scheduled to take effect on Aug. 1. Trump announced in April a 10% base tariff on most countries, with additional duties of up to 50%. He later postponed the effective date for all but 10% of those tariffs until July 9. The new date grants a three-week reprieve to most affected nations. Concerns of tariff-driven inflation have led to expectations of slower rate cuts from the Federal Reserve.

**Oil prices tumble as OPEC+ agrees to bigger-than-expected supply hike**

Oil prices fell sharply in Asian trading on Monday after OPEC+ agreed to a bigger-than-expected production increase next month, sparking oversupply worries. Markets remained focused on U.S. trade negotiations, as President Donald Trump appeared to extend the tariff deadline from July 9 to August 1. The Organization of Petroleum Exporting Countries and allies, a group known as OPEC+, announced on Saturday that it will increase oil output by 548,000 barrels per day (bpd) in August. The group also warned that it will consider another 548,000 b/d hike in September at the next meeting on August 3.

**Copper Drops on Weak China Industrial Data, Profit Booking**

Copper prices slipped amid weak industrial data from China and some profit-taking by traders. Fresh figures showed that China's industrial profits fell sharply again in May, highlighting slower factory activity and cooling sentiment in the world's top copper consumer. This softer demand outlook pressured prices, although the downside remained contained due to persistent supply tightness and robust premiums in key markets. In the physical market, tightness is becoming more pronounced. Inventories in warehouses tracked by the Shanghai Futures Exchange (ShFE) plunged 19% week-on-week to 81,550 tons, marking a 70% slide over the past four months. Similarly, LME copper stocks have dropped 66% during the same period.

**USD/INR trades broadly stable while investors await India-US deal confirmation**

The Indian Rupee (INR) consolidates against the US Dollar (USD) on Friday as investors await the confirmation of trade agreement between India and the United States (US). At the press time, the USD/INR pair trades sideways around 85.55. The US Dollar Index (DXY), which tracks the Greenback's value against six major currencies, slid slightly below 97.00. Meanwhile, US markets will remain closed on Friday on account of Independence Day. The outlook of the Indian currency remains firm as the US and India are expected to strike a trade agreement before the expiration of the tariff deadline on July 9.

MCX			
Gold	97270	280	0.29%
Silver	108321	-108	-0.10%
Aluminium	247.45	-1.05	-0.42%
Copper	889.30	-2.60	-0.29%
Lead	180.70	-0.75	-0.41%
Nickel	1320.70	-12.60	-0.95%
Zinc	254.30	-2.40	-0.93%
Crude Oil	5796	106.00	1.86%
Naturalgas	295.80	5.00	1.72%
Bullindex	22623	7	0.03%
Metindex	17217	-106	-0.61%

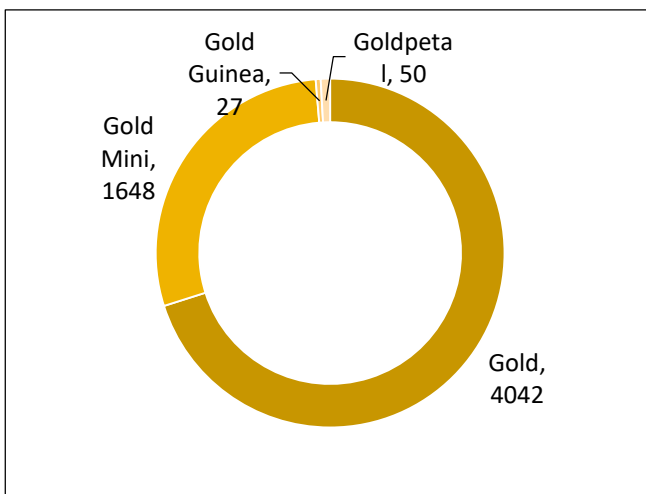
Major Indices			
Dow Jones	44,406.00	-422	-0.94%
Nasdaq	22,929.00	44	0.20%
DAX	24,073.00	286	1.20%
CAC	7,723.00	27	0.35%
FTSE	8,806.00	-16	-0.19%
Nifty	25,436.00	-27	-0.01%
Sensex	83,476.00	35	0.04%
Dollar index	97.02	-0.116	-0.12%
US 10Y Treasury	4.395	0	0.00%



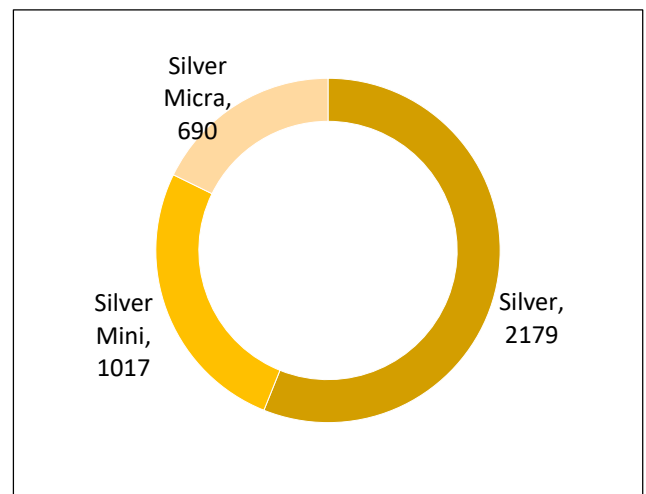
## Daily Turnover in Crores

MCX	
Futures	22979
Options	79180

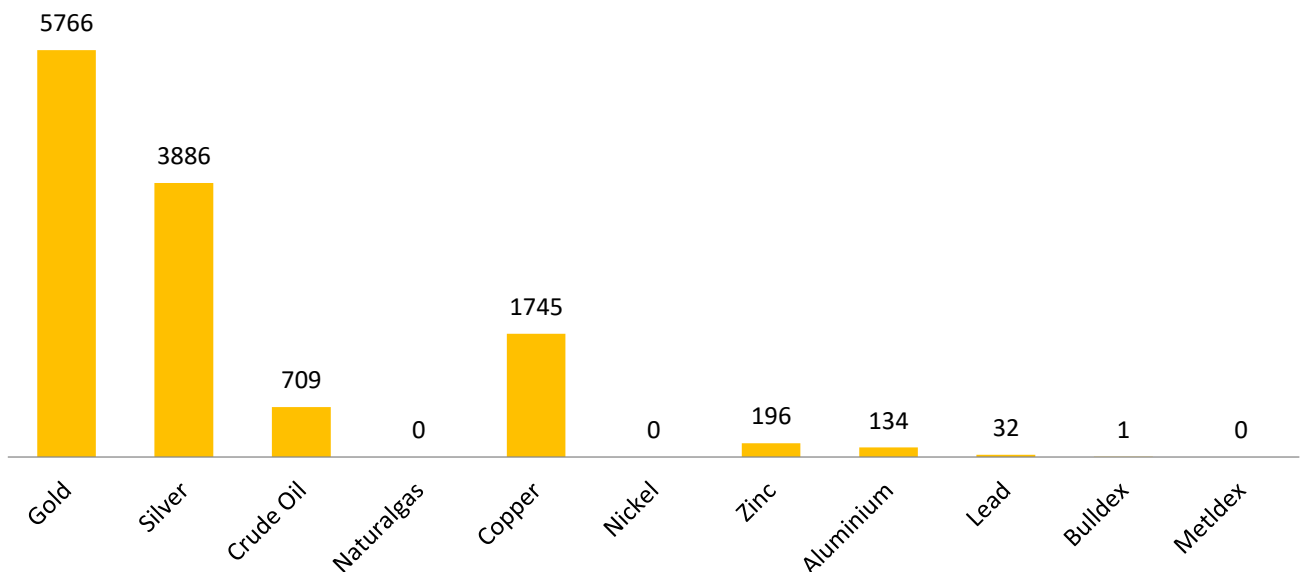
Gold Turnover 5766 Crores



Silver Turnover 3886 Crores



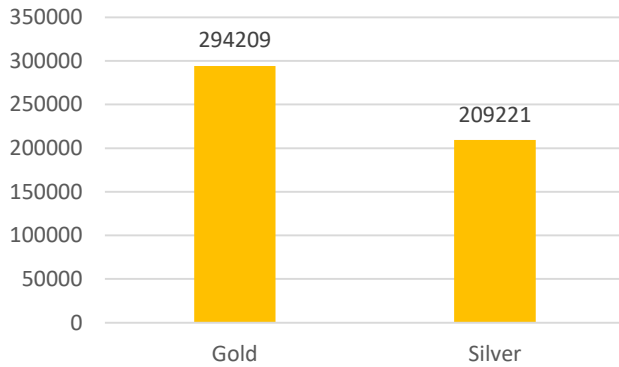
### MCX Commodity Wise Turnover



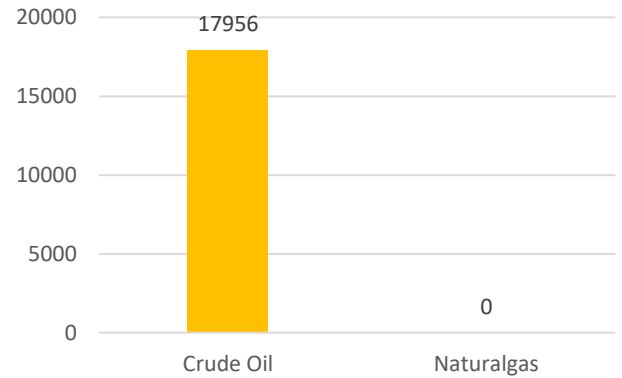


## Open Interest (Lots)

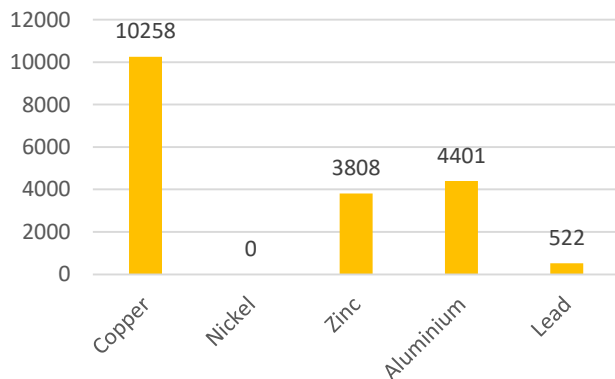
### Bullions



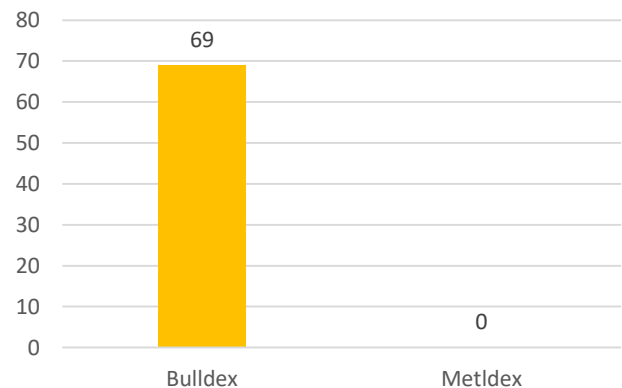
### Energy



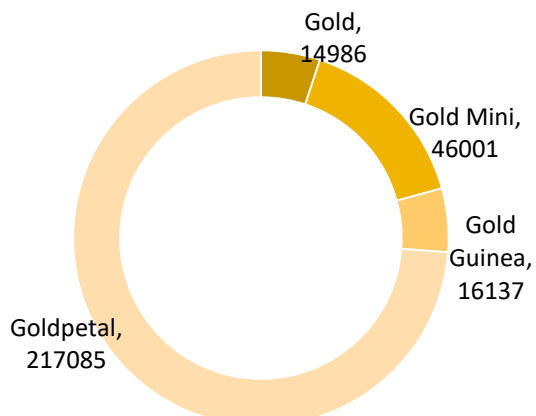
### Base Metals



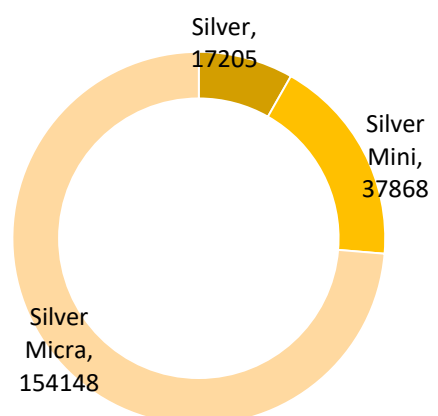
### Indices



### Gold Open Interest 294209



### Silver Open Interest 209221





# Key levels for MCX

MCX Support and Resistance						
Symbol	Expiry Date	S2	S1	Pivot Point	R1	R2
GOLD	5-Aug-25	96556	96773	96952	97169	97348
GOLD MINI	4-Jul-25	96291	96579	96889	97177	97487
GOLDGUINEA	31-Jul-25	77792	77942	78070	78220	78348
GOLD PETAL	31-Jul-25	9741	9774	9799	9832	9857
SILVER	4-Jul-25	106499	106687	107187	107375	#####
SILVER MINI	29-Aug-25	107359	107831	108088	108560	#####
SILVER MICRA	29-Aug-25	107315	107792	108063	108540	#####
ALUMINIUM	31-Jul-25	247.0	247.8	248.5	249.2	249.9
COPPER	31-Jul-25	882.2	887.0	892.2	897.0	902.2
LEAD	31-Jul-25	180.8	181.1	181.5	181.8	182.2
NICKEL	31-Jul-25	444	889	444	889	444
ZINC	31-Jul-25	254.8	255.8	257.1	258.0	259.3
CRUDEOIL	21-Jul-25	5611	5650	5693	5732	5775
NATURALGAS	28-Jul-25	285.5	288.1	291.0	293.6	296.5
MCXBULLDEX	25-Jul-25	22549	22583	22605	22639	22661
MCXMETLDEX	24-Jul-25	5774	11549	5774	11549	5774
COTTON	31-Jan-23	11167	22333	11167	22333	11167
CPO	29-Apr-22	531	1062	531	1062	531
MENTHAOIL	31-Jul-25	914	917	921	924	928
RUBBER	30-Dec-22	18076	9038	4519	9038	4519



# Economic Events

## Economic Events 30/06/2025

Country	Currency	Time(IST)	Economic Events for the day	Previous	Forecast	Actual	Impact
-	-	-	No major events	-	-	-	-

# Technical View

Gold prices on the hourly timeframe are showing a positive outlook, trading above the 50-day moving average, which suggests continued upward momentum. The bullish sentiment is supported by strong buying interest, with prices likely to maintain this trend in the short term. Traders may look for opportunities to enter long positions, capitalizing on the positive momentum, as prices are expected to remain strong above key support levels.





## DISCLAIMER

The information and opinions contained herein have been compiled or arrived at based on the information obtained in good faith from sources believed to be reliable. Such information has not been independently verified and no guaranty, representation or warranty, express or implied, is made as to its accuracy completeness or correctness. This document is for information purposes only. This report is based on information that we consider reliable; we do not represent that it is accurate or complete and one should exercise due caution while acting on it. Description of any company(ies) or its/their securities mentioned herein are not complete and this document is not and should not be construed as an offer or solicitation of an offer to buy or sell any securities or other financial instruments. Past performance is not a guide for future performance, future returns are not guaranteed and a loss of original capital may occur. All opinions, projections and estimates constitute the judgment of the author as on the date of the report and these, plus any other information contained in the report, are subject to change without notice. Prices and availability of financial instruments are also subject to change without notice. This report is intended for distribution to institutional investors. This report is not directed to or intended for display, downloading, printing, reproducing or for distribution to or use by, any person or entity that is a citizen or resident or located in any locality, state, country or other jurisdiction where such distribution, publication, reproduction, availability or use would be contrary to law or regulation or what would subject to SSSIL or its affiliates to any registration or licensing requirement within such jurisdiction. If this report is inadvertently sent or has reached any individual in such country, especially USA, the same may be ignored and brought to the attention of the sender. Neither this document nor any copy of it may be taken or transmitted into the United States (to U.S. persons), Canada, or Japan or distributed, directly or indirectly, in the United States or Canada or distributed or redistributed in Japan or to any resident thereof. Any unauthorized use, duplication, redistribution or disclosure of this report including, but not limited to, redistribution by electronic mail, posting of the report on a website or page, and/or providing to a third party a link, is prohibited by law and will result in prosecution. The information contained in the report is intended solely for the recipient and may not be further distributed by the recipient to any third party. SSSIL generally prohibits its analysts, persons reporting to analysts, and members of their households from maintaining a financial interest in the securities or derivatives of any companies that the analysts cover. Additionally, SSSIL generally prohibits its analysts and persons reporting to analysts from serving as an officer, director, or advisory board member of any companies that they cover. Our salespeople, traders, and other professionals or affiliates may provide oral or written market commentary or trading strategies to our clients that reflect opinions that are contrary to the opinions expressed herein. Our proprietary trading and investing businesses may make investment decisions that are inconsistent with the recommendations expressed herein. The views expressed in this research report reflect the personal views of the analyst(s) about the subject securities or issues and no part of the compensation of the research analyst(s) was, is, or will be directly or indirectly related to the specific recommendations and views expressed by research analyst(s) in this report. The compensation of the analyst who prepared this document is determined exclusively by SSSIL; however, compensation may relate to the revenues of the Systematix Group as a whole, of which investment banking, sales and trading are a part. Research analysts and sales persons of SSSIL may provide important inputs to its affiliated company(ies). Foreign currencies denominated securities, wherever mentioned, are subject to exchange rate fluctuations which could have an adverse effect on their value or price or the income derived from them. In addition, investors in securities such as ADRs, the values of which are influenced by foreign currencies, effectively assume currency risk. SSSIL, its directors, analysts or employees do not take any responsibility, financial or otherwise, of the losses or the damages sustained due to the investments made or any action taken on the basis of this report including but not restricted to fluctuation in the prices of shares and bonds, changes in the currency rates, diminution in the NAVs, reduction in the dividend or income, etc. SSSIL and its affiliates, officers, directors, and employees subject to the information given in the disclosures may: (a) from time to time, have long or short positions in, and buy or sell, the securities thereof, of company (ies) mentioned herein or (b) be engaged in any other transaction involving such securities and earn brokerage or other compensation (financial interest) or act as a market maker in the financial instruments of the company (ies) discussed herein or act as advisor or lender / borrower to such company (ies) or have other potential material conflict of interest with respect to any recommendation and related information and opinions. The views expressed are those of the analyst and the company may or may not subscribe to the views expressed therein. SSSIL, its affiliates and any third party involved



in, or related to, computing or compiling the information hereby expressly disclaim all warranties of originality, accuracy, completeness, merchantability or fitness for a particular purpose with respect to any of this information. Without limiting any of the foregoing, in no event shall SSSIL, any of its affiliates or any third party involved in, or related to, computing or compiling the information have any liability for any damages of any kind. The company accepts no liability whatsoever for the actions of third parties. The report may provide the addresses of, or contain hyperlinks to, websites. Except to the extent to which the report refers to website material of the company, the company has not reviewed the linked site. Accessing such website or following such link through the report or the website of the company shall be at your own risk and the company shall have no liability arising out of, or in connection with, any such referenced website. SSSIL will not be liable for any delay or any other interruption which may occur in presenting the data due to any technical glitch to present the data. In no event shall SSSIL be liable for any damages, including without limitation, direct or indirect, special, incidental, or consequential damages, losses or expenses arising in connection with the data presented by SSSIL through this presentation. SSSIL or any of its other group companies or associates will not be responsible for any decisions taken on the basis of this report. Investors are advised to consult their investment and tax consultants before taking any investment decisions based on this report. Systematix Shares and Stocks (India) Limited: Registered and Corporate address: The

