



Gold rallies to new record on U.S. rate cut hopes, Fed tension

Gold prices edged higher on Wednesday, holding above the critical \$3,600-per-ounce level, buoyed by expectations of a U.S. interest rate cut this month, while key inflation reports due this week were also on investors' radar. The U.S. producer price inflation data and the consumer price inflation reading on Thursday will be closely watched for more cues on the Federal Reserve's interest rate trajectory. The U.S. economy likely created 911,000 fewer jobs in the 12 months through March than previously estimated, the government said on Tuesday, suggesting that job growth was already stalling before President Donald Trump's aggressive tariffs on imports. Markets are fully pricing in a 25-basis-point rate cut, while the likelihood of a larger 50-basis-point cut stands at around 6%, according to CME Group's Fed Watch Tool.

Oil prices rise after Israeli attack on Qatar, Trump's Russia tariff push

Oil prices rose on Wednesday after Israel attacked Hamas leadership in Qatar and U.S. President Donald Trump asked Europe to impose tariffs on buyers of Russian oil, but a weak market outlook capped gains. Israel said it had attacked Hamas leadership in Doha, which Qatar's prime minister said threatened to derail peace talks between Hamas and Israel. The oil price response was seen as relatively limited because of overall market weakness. Both benchmarks rose almost 2% shortly after the attack, but then retreated after the U.S. told Doha such a thing would not happen again on its soil. Trump has urged the European Union to impose 100% tariffs on China and India as a strategy to pressure Russian President Vladimir Putin.

LME Copper Inventories Rose to a Three-Month High, SHFE Copper Inventories Slightly Declined

Copper climbed toward its key threshold of \$10,000 a ton on the London Metal Exchange, after advancing last month on a weaker dollar and relatively resilient demand. The wiring metal gained 3% in August, and rose as much as 0.3% to \$9,928 a ton on Monday. A softer dollar tends to benefit commodities priced in the greenback by making them cheaper for non-US buyers. LME copper inventories rebounded overall last week, with the latest inventory level reaching 158,900 mt, hitting a three-month high. Last week, COMEX copper inventories continued to accumulate, with the latest inventory level reaching 277,843 mt, the highest since January 2004.

Rupee rises 14 paise to 87.95 against US dollar in early trade

The rupee appreciated 14 paise to 87.95 against the US dollar in early trade on Tuesday, tracking a positive trend in domestic equities even as concerns over US tariffs on India weighed on the domestic unit. The rupee is likely to remain under pressure on worries over US tariffs on India and global uncertainty. Moreover, recent record lows for the domestic unit are prompting a possible RBI intervention to cap the losses in rupee. At the interbank foreign exchange market, the rupee opened at 87.98 against the US dollar, then touched 87.95, registering a gain of 14 paise from its previous close.

MCX			
Gold	109033	515	0.47%
Silver	124461	-1110	-0.88%
Aluminium	255.50	1.10	0.43%
Copper	902.35	2.75	0.31%
Lead	180.90	-0.45	-0.25%
Nickel	1340.70	-3.70	-0.28%
Zinc	275.45	-0.50	-0.18%
Crude Oil	5544	53.00	0.97%
Naturalgas	272.60	-1.30	-0.47%
Bulldex	25349	15	0.06%
Metldex	17737	21	0.12%

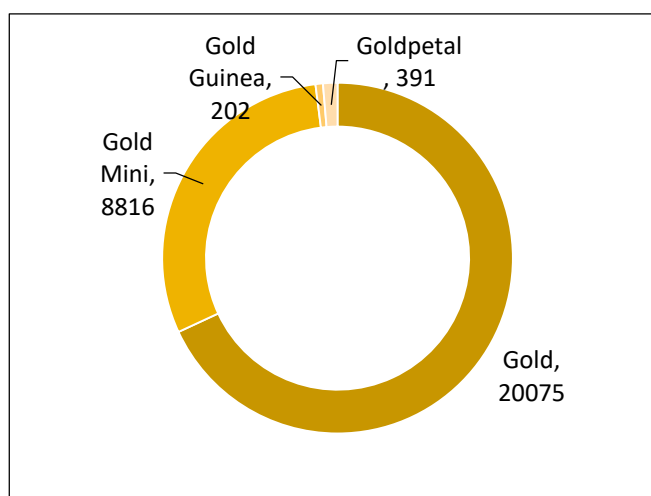
Major Indices			
Dow Jones	45,711.00	196	0.43%
Nasdaq	23,913.00	39	0.16%
DAX	23,718.00	-88	-0.37%
CAC	7,749.00	14	0.19%
FTSE	9,242.00	21	0.23%
Nifty	25,008.00	140	0.56%
Sensex	81,500.00	417	0.51%
Dollar index	97.5	-0.072	-0.04%
US 10Y Treasury	4.089	0.012	0.29%



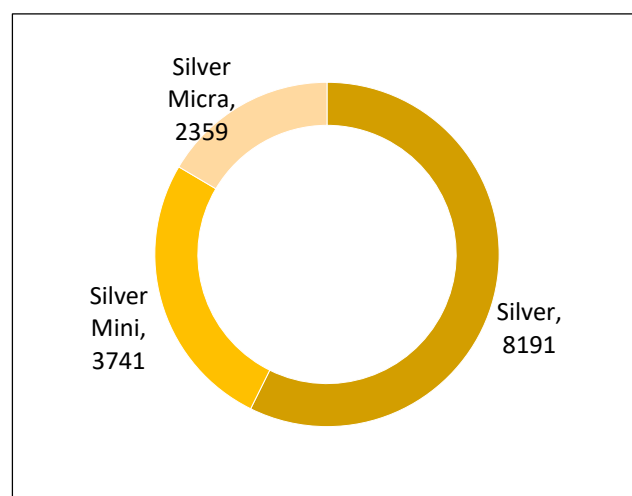
Daily Turnover in Crores

MCX	
Futures	31530
Options	89271

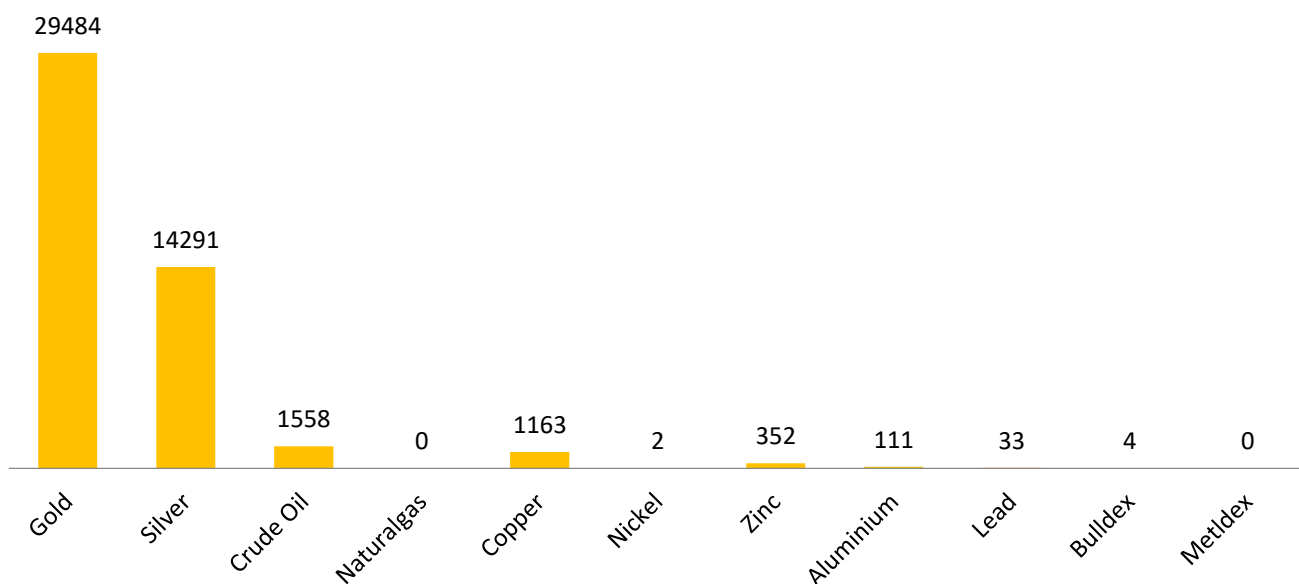
Gold Turnover 29484 Crores



Silver Turnover 14291 Crores



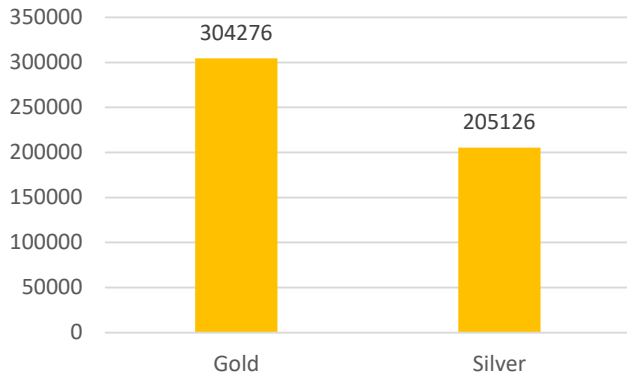
MCX Commodity Wise Turnover



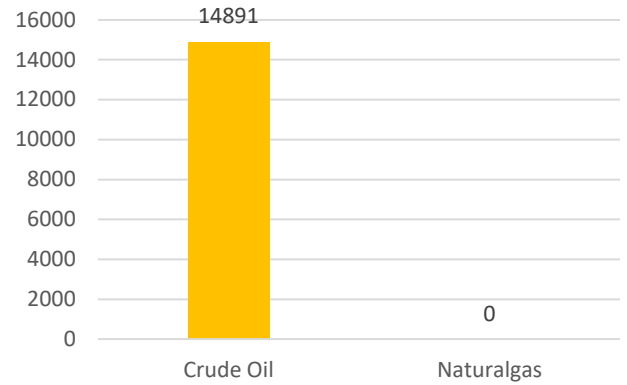


Open Interest (Lots)

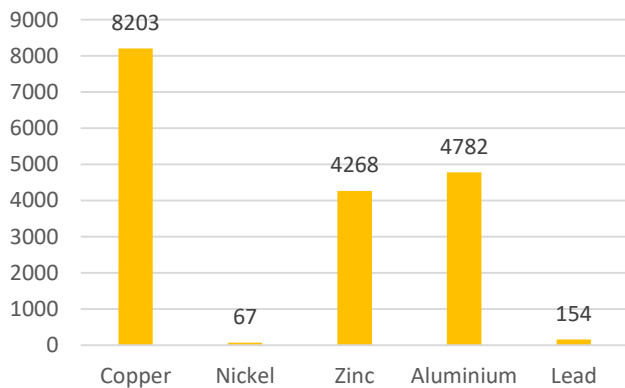
Bullions



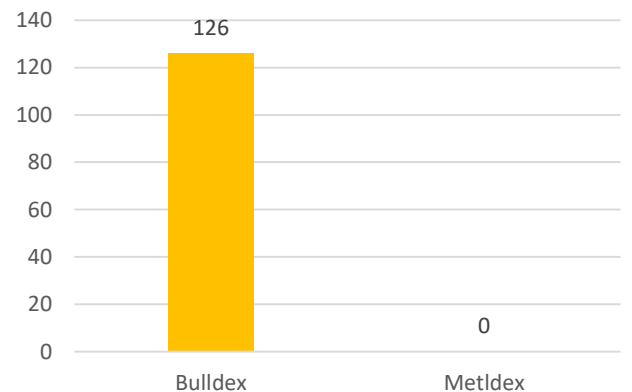
Energy



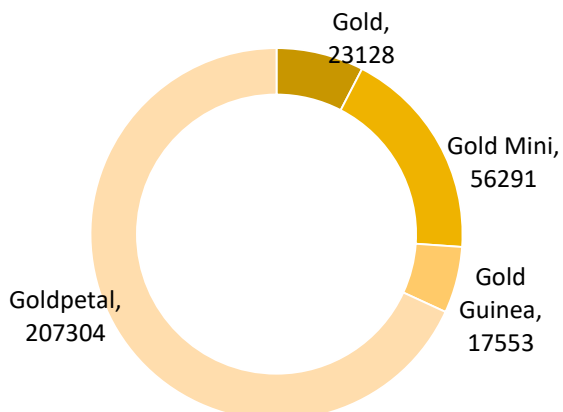
Base Metals



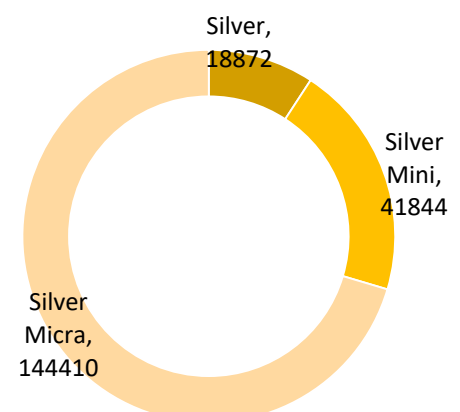
Indices



Gold Open Interest 304276



Silver Open Interest 205126





Key levels for MCX

MCX Support and Resistance

Symbol	Expiry Date	S2	S1	Pivot Point	R1	R2
GOLD	3-Oct-25	107918	108475	109158	109715	#####
GOLD MINI	3-Oct-25	107803	108355	109052	109604	#####
GOLDGUINEA	30-Sep-25	84552	85993	86996	88437	89440
GOLD PETAL	30-Sep-25	10834	10892	10958	11016	11082
SILVER	5-Dec-25	122942	123702	124989	125749	#####
SILVER MINI	28-Nov-25	122974	123705	124937	125668	#####
SILVER MICRA	28-Nov-25	123000	123710	124920	125630	#####
ALUMINIUM	30-Sep-25	254.2	254.8	255.3	255.9	256.4
COPPER	30-Sep-25	898.0	900.2	902.0	904.2	906.0
LEAD	30-Sep-25	180.2	180.5	181.0	181.3	181.8
NICKEL	17-Sep-25	1331	1336	1340	1344	1348
ZINC	30-Sep-25	272.7	274.1	275.2	276.5	277.6
CRUDEOIL	19-Sep-25	5446	5495	5555	5604	5664
NATURALGAS	25-Sep-25	263.5	268.0	273.7	278.2	283.9
MCXBULLDEX	23-Sep-25	25210	25279	25380	25449	25550
MCXMETLDEX	23-Sep-25	5912	11825	5912	11825	5912
COTTON	31-Jan-23	11167	22333	11167	22333	11167
CPO	29-Apr-22	531	1062	531	1062	531
MENTHAOIL	30-Sep-25	969	975	984	990	1000
RUBBER	30-Dec-22	18076	9038	4519	9038	4519



Economic Events

Economic Events 10/09/2025							
Country	Currency	Time(IST)	Economic Events for the day	Previous	Forecast	Actual	Impact
US	USD	06:00 PM	PPI m/m	0.9%	0.3%	-	High

Technical View

Gold prices on the hourly timeframe are showing a positive outlook, trading above the 50-day moving average, which suggests continued upward momentum. The bullish sentiment is supported by strong buying interest, with prices likely to maintain this trend in the short term. Traders may look for opportunities to enter long positions, capitalizing on the positive momentum, as prices are expected to remain strong above key support levels.

strongFinance49307 created with TradingView.com, Sep 10, 2025 11:35 UTC+5:30





DISCLAIMER

The information and opinions contained herein have been compiled or arrived at based on the information obtained in good faith from sources believed to be reliable. Such information has not been independently verified and no guaranty, representation or warranty, express or implied, is made as to its accuracy completeness or correctness. This document is for information purposes only. This report is based on information that we consider reliable; we do not represent that it is accurate or complete and one should exercise due caution while acting on it. Description of any company(ies) or its/their securities mentioned herein are not complete and this document is not and should not be construed as an offer or solicitation of an offer to buy or sell any securities or other financial instruments. Past performance is not a guide for future performance, future returns are not guaranteed and a loss of original capital may occur. All opinions, projections and estimates constitute the judgment of the author as on the date of the report and these, plus any other information contained in the report, are subject to change without notice. Prices and availability of financial instruments are also subject to change without notice. This report is intended for distribution to institutional investors. This report is not directed to or intended for display, downloading, printing, reproducing or for distribution to or use by, any person or entity that is a citizen or resident or located in any locality, state, country or other jurisdiction where such distribution, publication, reproduction, availability or use would be contrary to law or regulation or what would subject to SSSIL or its affiliates to any registration or licensing requirement within such jurisdiction. If this report is inadvertently sent or has reached any individual in such country, especially USA, the same may be ignored and brought to the attention of the sender. Neither this document nor any copy of it may be taken or transmitted into the United States (to U.S. persons), Canada, or Japan or distributed, directly or indirectly, in the United States or Canada or distributed or redistributed in Japan or to any resident thereof. Any unauthorized use, duplication, redistribution or disclosure of this report including, but not limited to, redistribution by electronic mail, posting of the report on a website or page, and/or providing to a third party a link, is prohibited by law and will result in prosecution. The information contained in the report is intended solely for the recipient and may not be further distributed by the recipient to any third party. SSSIL generally prohibits its analysts, persons reporting to analysts, and members of their households from maintaining a financial interest in the securities or derivatives of any companies that the analysts cover. Additionally, SSSIL generally prohibits its analysts and persons reporting to analysts from serving as an officer, director, or advisory board member of any companies that they cover. Our salespeople, traders, and other professionals or affiliates may provide oral or written market commentary or trading strategies to our clients that reflect opinions that are contrary to the opinions expressed herein. Our proprietary trading and investing businesses may make investment decisions that are inconsistent with the recommendations expressed herein. The views expressed in this research report reflect the personal views of the analyst(s) about the subject securities or issues and no part of the compensation of the research analyst(s) was, is, or will be directly or indirectly related to the specific recommendations and views expressed by research analyst(s) in this report. The compensation of the analyst who prepared this document is determined exclusively by SSSIL; however, compensation may relate to the revenues of the Systematix Group as a whole, of which investment banking, sales and trading are a part. Research analysts and sales persons of SSSIL may provide important inputs to its affiliated company(ies). Foreign currencies denominated securities, wherever mentioned, are subject to exchange rate fluctuations which could have an adverse effect on their value or price or the income derived from them. In addition, investors in securities such as ADRs, the values of which are influenced by foreign currencies, effectively assume currency risk. SSSIL, its directors, analysts or employees do not take any responsibility, financial or otherwise, of the losses or the damages sustained due to the investments made or any action taken on the basis of this report including but not restricted to fluctuation in the prices of shares and bonds, changes in the currency rates, diminution in the NAVs, reduction in the dividend or income, etc. SSSIL and its affiliates, officers, directors, and employees subject to the information given in the disclosures may: (a) from time to time, have long or short positions in, and buy or sell, the securities thereof, of company (ies) mentioned herein or (b) be engaged in any other transaction involving such securities and earn brokerage or other compensation (financial interest) or act as a market maker in the financial instruments of the company (ies) discussed herein or act as advisor or lender / borrower to such company (ies) or have other potential material conflict of interest with respect to any recommendation and related information and opinions. The views expressed are those of the analyst and the company may or may not subscribe to the views expressed therein. SSSIL, its affiliates and any third party involved



in, or related to, computing or compiling the information hereby expressly disclaim all warranties of originality, accuracy, completeness, merchantability or fitness for a particular purpose with respect to any of this information. Without limiting any of the foregoing, in no event shall SSSIL, any of its affiliates or any third party involved in, or related to, computing or compiling the information have any liability for any damages of any kind. The company accepts no liability whatsoever for the actions of third parties. The report may provide the addresses of, or contain hyperlinks to, websites. Except to the extent to which the report refers to website material of the company, the company has not reviewed the linked site. Accessing such website or following such link through the report or the website of the company shall be at your own risk and the company shall have no liability arising out of, or in connection with, any such referenced website. SSSIL will not be liable for any delay or any other interruption which may occur in presenting the data due to any technical glitch to present the data. In no event shall SSSIL be liable for any damages, including without limitation, direct or indirect, special, incidental, or consequential damages, losses or expenses arising in connection with the data presented by SSSIL through this presentation. SSSIL or any of its other group companies or associates will not be responsible for any decisions taken on the basis of this report. Investors are advised to consult their investment and tax consultants before taking any investment decisions based on this report. Systematix Shares and Stocks (India) Limited: Registered and Corporate address: The

