



Gold steady as investors await US trade updates, central bank meetings

Gold prices were little changed on Monday as investors monitored developments in U.S. trade talks and awaited potential market-moving catalysts, including the U.S. Federal Reserve's policy meeting scheduled for next week. Investors are eyeing developments in trade negotiations ahead of U.S. President Donald Trump's August 1 deadline, as U.S. Commerce Secretary Howard Lutnick remains optimistic about reaching a deal with the European Union. Last week, Federal Reserve Governor Christopher Waller said he still believes that the U.S. central bank should cut rates at its policy meeting next week.

Oil prices little changed as investors eye impact of new sanctions on Russia

Oil prices were little changed on Monday as traders assess the impact of new European sanctions on Russian oil supplies while they also worry about tariffs possibly weakening fuel demand as Middle East producers are raising output. The European Union approved on Friday the 18th package of sanctions against Russia over the conflict in Ukraine, which also targeted India's Nayara Energy, an exporter of oil products refined from Russian crude. Kremlin spokesperson Dmitry Peskov said on Friday that Russia had built up a certain immunity to Western sanctions. The EU sanctions followed U.S. President Donald Trump's threats last week to impose sanctions on buyers of Russian exports unless Russia agrees a peace deal in 50 days.

Copper Rallies on U.S. Data, China Hopes

Copper prices rose buoyed by stronger-than-expected U.S. macroeconomic data and renewed hopes for increased Chinese buying following the recent price dip. Positive signals came from the U.S., where retail sales rebounded by 0.6% in June after May's decline, and weekly jobless claims fell, indicating resilient consumer spending and steady job growth. This underpins demand for industrial metals like copper, even as markets keep a close eye on the looming August 1 deadline for the U.S.'s proposed 50% import tariff on copper—an event expected to reshape global flows. The International Copper Study Group's data showed the global refined copper market swung back to a deficit of 50,000 metric tons in April from a surplus in March.

Rupee likely to remain on backfoot as Asia FX dip, inflows dwindle

The Indian rupee is poised to retain its weakening bias on Monday, pressured by broad losses in regional peers, lacklustre foreign equity inflows and persistent dollar demand from local corporates. The 1-month non-deliverable forward indicated a flat-to-slightly-weaker open on Monday from 86.1475 in the previous session. The rupee has slipped near to 1 per cent in the last two weeks and now hovers near its lowest level in almost a month. The dollar index was hovering near 98.50 on Monday, while Asian currencies were mostly weaker. Market focus remains on US President Donald Trump's tariff announcements ahead of the August 1 deadline.

MCX			
Gold	97473	-315	-0.32%
Silver	112334	699	0.63%
Aluminium	249.05	0.90	0.36%
Copper	882.60	1.35	0.15%
Lead	178.00	-0.10	-0.06%
Nickel	1321.20	7.00	0.53%
Zinc	258.55	2.10	0.82%
Crude Oil	5792	79.00	1.38%
Naturalgas	306.10	3.70	1.22%
Bulldex	22858	-93	-0.41%
Metlidx	17263	73	0.42%

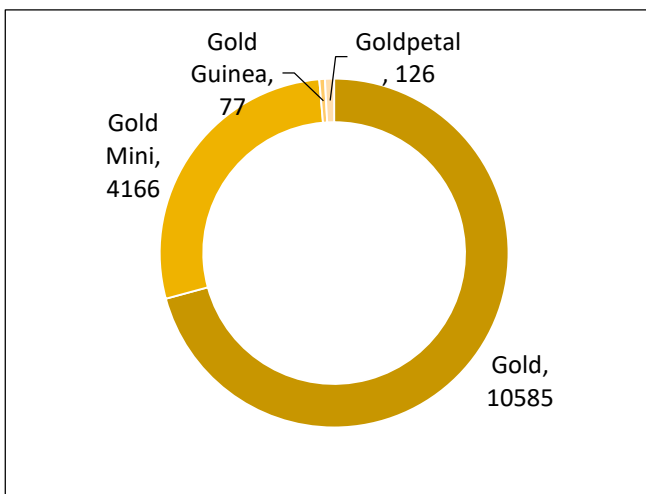
Major Indices			
Dow Jones	44,342.00	-142	-0.32%
Nasdaq	23,267.00	43	0.19%
DAX	24,289.00	-81	-0.33%
CAC	7,822.00	0.67	0.01%
FTSE	8,992.00	19	0.22%
Nifty	25,046.00	76	0.29%
Sensex	82,100.00	325	0.40%
Dollar index	98.13	-0.066	-0.06%
US 10Y Treasury	4.421	-0.01	-0.23%



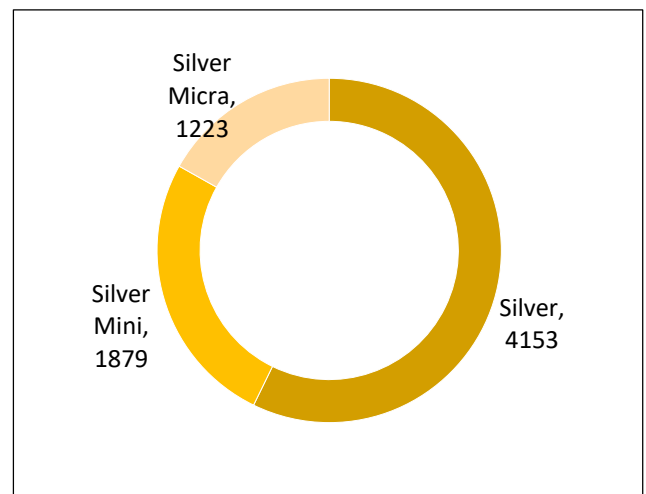
Daily Turnover in Crores

MCX	
Futures	27557
Options	107635

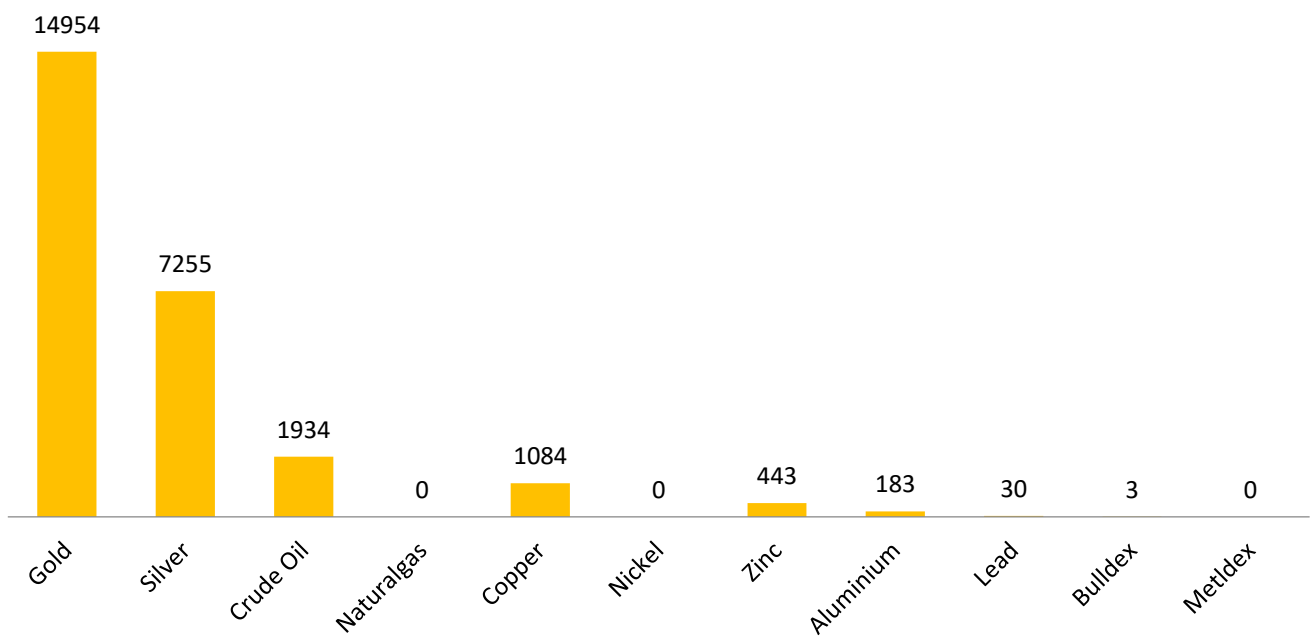
Gold Turnover 14954 Crores



Silver Turnover 7255 Crores



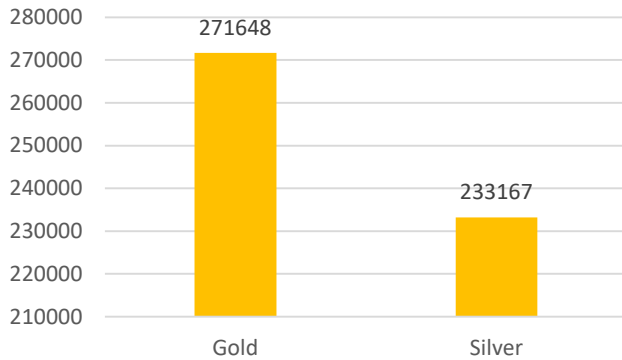
MCX Commodity Wise Turnover



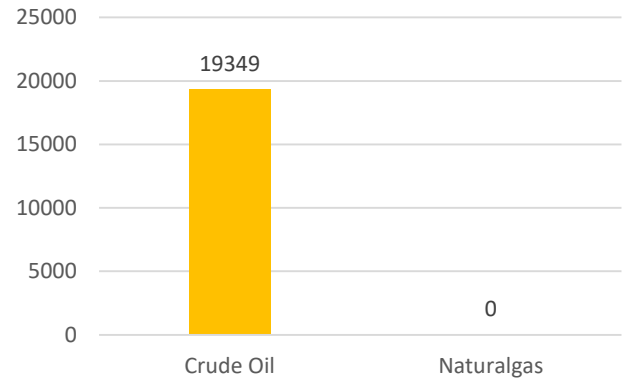


Open Interest (Lots)

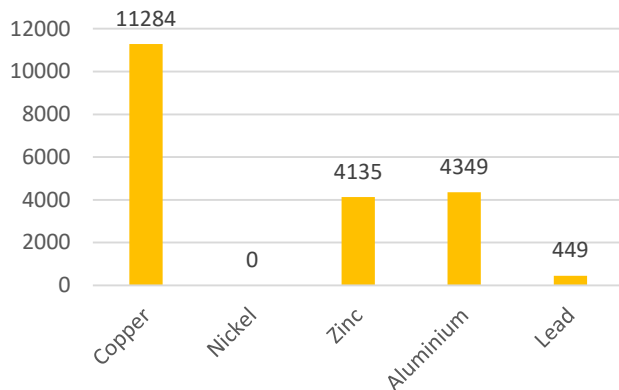
Bullions



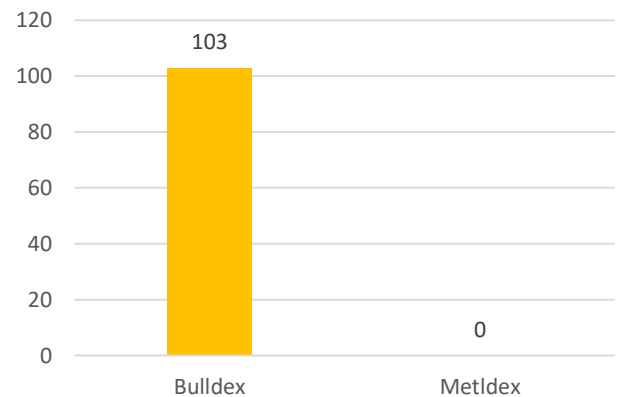
Energy



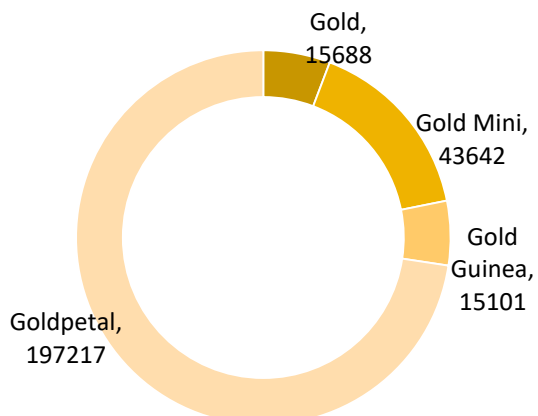
Base Metals



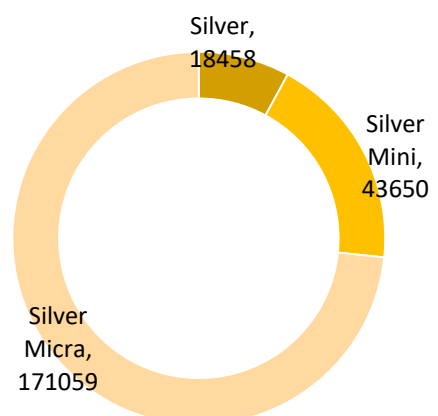
Indices



Gold Open Interest 271648



Silver Open Interest 233167





Key levels for MCX

MCX Support and Resistance						
Symbol	Expiry Date	S2	S1	Pivot Point	R1	R2
GOLD	5-Aug-25	96564	97018	97284	97738	98004
GOLD MINI	5-Aug-25	96513	96983	97309	97779	98105
GOLDGUINEA	31-Jul-25	77574	77935	78160	78521	78746
GOLD PETAL	31-Jul-25	9757	9807	9853	9903	9949
SILVER	5-Sep-25	110148	111241	111838	112931	#####
SILVER MINI	29-Aug-25	110033	111075	111653	112695	#####
SILVER MICRA	29-Aug-25	110022	111073	111632	112683	#####
ALUMINIUM	31-Jul-25	246.6	247.8	248.5	249.8	250.5
COPPER	31-Jul-25	876.7	879.7	881.3	884.2	885.8
LEAD	31-Jul-25	177.4	177.7	178.1	178.4	178.8
NICKEL	31-Jul-25	440	881	440	881	440
ZINC	31-Jul-25	253.9	256.2	257.6	259.9	261.3
CRUDEOIL	21-Jul-25	5654	5723	5766	5835	5878
NATURALGAS	28-Jul-25	298.4	302.2	307.2	311.0	316.0
MCXBULLDEX	25-Jul-25	22697	22778	22843	22924	22989
MCXMETLDEX	24-Jul-25	5754	11509	5754	11509	5754
COTTON	31-Jan-23	11167	22333	11167	22333	11167
CPO	29-Apr-22	531	1062	531	1062	531
MENTHAOIL	31-Jul-25	886	889	892	895	898
RUBBER	30-Dec-22	18076	9038	4519	9038	4519



Economic Events

Economic Events 21/07/2025

Country	Currency	Time(IST)	Economic Events for the day	Previous	Forecast	Actual	Impact
-	-	-	No major events	-	-	-	-

Technical View

Gold prices on the hourly timeframe are showing a positive outlook, trading above the 50-day moving average, which suggests continued upward momentum. The bullish sentiment is supported by strong buying interest, with prices likely to maintain this trend in the short term. Traders may look for opportunities to enter long positions, capitalizing on the positive momentum, as prices are expected to remain strong above key support levels.

strongFinance49307 created with TradingView.com, Jul 21, 2025 10:53 UTC+5:30



TradingView



DISCLAIMER

The information and opinions contained herein have been compiled or arrived at based on the information obtained in good faith from sources believed to be reliable. Such information has not been independently verified and no guaranty, representation or warranty, express or implied, is made as to its accuracy completeness or correctness. This document is for information purposes only. This report is based on information that we consider reliable; we do not represent that it is accurate or complete and one should exercise due caution while acting on it. Description of any company(ies) or its/their securities mentioned herein are not complete and this document is not and should not be construed as an offer or solicitation of an offer to buy or sell any securities or other financial instruments. Past performance is not a guide for future performance, future returns are not guaranteed and a loss of original capital may occur. All opinions, projections and estimates constitute the judgment of the author as on the date of the report and these, plus any other information contained in the report, are subject to change without notice. Prices and availability of financial instruments are also subject to change without notice. This report is intended for distribution to institutional investors. This report is not directed to or intended for display, downloading, printing, reproducing or for distribution to or use by, any person or entity that is a citizen or resident or located in any locality, state, country or other jurisdiction where such distribution, publication, reproduction, availability or use would be contrary to law or regulation or what would subject to SSSIL or its affiliates to any registration or licensing requirement within such jurisdiction. If this report is inadvertently sent or has reached any individual in such country, especially USA, the same may be ignored and brought to the attention of the sender. Neither this document nor any copy of it may be taken or transmitted into the United States (to U.S. persons), Canada, or Japan or distributed, directly or indirectly, in the United States or Canada or distributed or redistributed in Japan or to any resident thereof. Any unauthorized use, duplication, redistribution or disclosure of this report including, but not limited to, redistribution by electronic mail, posting of the report on a website or page, and/or providing to a third party a link, is prohibited by law and will result in prosecution. The information contained in the report is intended solely for the recipient and may not be further distributed by the recipient to any third party. SSSIL generally prohibits its analysts, persons reporting to analysts, and members of their households from maintaining a financial interest in the securities or derivatives of any companies that the analysts cover. Additionally, SSSIL generally prohibits its analysts and persons reporting to analysts from serving as an officer, director, or advisory board member of any companies that they cover. Our salespeople, traders, and other professionals or affiliates may provide oral or written market commentary or trading strategies to our clients that reflect opinions that are contrary to the opinions expressed herein. Our proprietary trading and investing businesses may make investment decisions that are inconsistent with the recommendations expressed herein. The views expressed in this research report reflect the personal views of the analyst(s) about the subject securities or issues and no part of the compensation of the research analyst(s) was, is, or will be directly or indirectly related to the specific recommendations and views expressed by research analyst(s) in this report. The compensation of the analyst who prepared this document is determined exclusively by SSSIL; however, compensation may relate to the revenues of the Systematix Group as a whole, of which investment banking, sales and trading are a part. Research analysts and sales persons of SSSIL may provide important inputs to its affiliated company(ies). Foreign currencies denominated securities, wherever mentioned, are subject to exchange rate fluctuations which could have an adverse effect on their value or price or the income derived from them. In addition, investors in securities such as ADRs, the values of which are influenced by foreign currencies, effectively assume currency risk. SSSIL, its directors, analysts or employees do not take any responsibility, financial or otherwise, of the losses or the damages sustained due to the investments made or any action taken on the basis of this report including but not restricted to fluctuation in the prices of shares and bonds, changes in the currency rates, diminution in the NAVs, reduction in the dividend or income, etc. SSSIL and its affiliates, officers, directors, and employees subject to the information given in the disclosures may: (a) from time to time, have long or short positions in, and buy or sell, the securities thereof, of company (ies) mentioned herein or (b) be engaged in any other transaction involving such securities and earn brokerage or other compensation (financial interest) or act as a market maker in the financial instruments of the company (ies) discussed herein or act as advisor or lender / borrower to such company (ies) or have other potential material conflict of interest with respect to any recommendation and related information and opinions. The views expressed are those of the analyst and the company may or may not subscribe to the views expressed therein. SSSIL, its affiliates and any third party involved



in, or related to, computing or compiling the information hereby expressly disclaim all warranties of originality, accuracy, completeness, merchantability or fitness for a particular purpose with respect to any of this information. Without limiting any of the foregoing, in no event shall SSSIL, any of its affiliates or any third party involved in, or related to, computing or compiling the information have any liability for any damages of any kind. The company accepts no liability whatsoever for the actions of third parties. The report may provide the addresses of, or contain hyperlinks to, websites. Except to the extent to which the report refers to website material of the company, the company has not reviewed the linked site. Accessing such website or following such link through the report or the website of the company shall be at your own risk and the company shall have no liability arising out of, or in connection with, any such referenced website. SSSIL will not be liable for any delay or any other interruption which may occur in presenting the data due to any technical glitch to present the data. In no event shall SSSIL be liable for any damages, including without limitation, direct or indirect, special, incidental, or consequential damages, losses or expenses arising in connection with the data presented by SSSIL through this presentation. SSSIL or any of its other group companies or associates will not be responsible for any decisions taken on the basis of this report. Investors are advised to consult their investment and tax consultants before taking any investment decisions based on this report. Systematix Shares and Stocks (India) Limited: Registered and Corporate address: The



SYSTEMATIX GROUP
Investments Re-defined



Capital, A-wing, No. 603 – 606, 6th Floor, Plot No. C-70, G Block, Bandra Kurla Complex, Bandra (East), Mumbai – 400 051 CIN : U65993MH1995PLC268414 | BSE SEBI Reg. No.: INZ000171134 (Member Code: 182) | NSE SEBI Reg. No.: INZ000171134 (Member Code: 11327) | MCX SEBI Reg. No.: INZ000171134 (Member Code: 56625) | NCDEX SEBI Reg. No.: INZ000171134 (Member Code: 1281) | Depository Participant SEBI Reg. No.: IN-DP-CDSL-246-2004 (DP Id: 34600) | PMS SEBI Reg. No.: INP000002692 | Research Analyst SEBI Reg. No.: INH200000840 | Investment Advisor SEBI Reg. No. INA000010414 | AMFI : ARN – 64917